

Multi Strategy UCITS Overview

October 2017

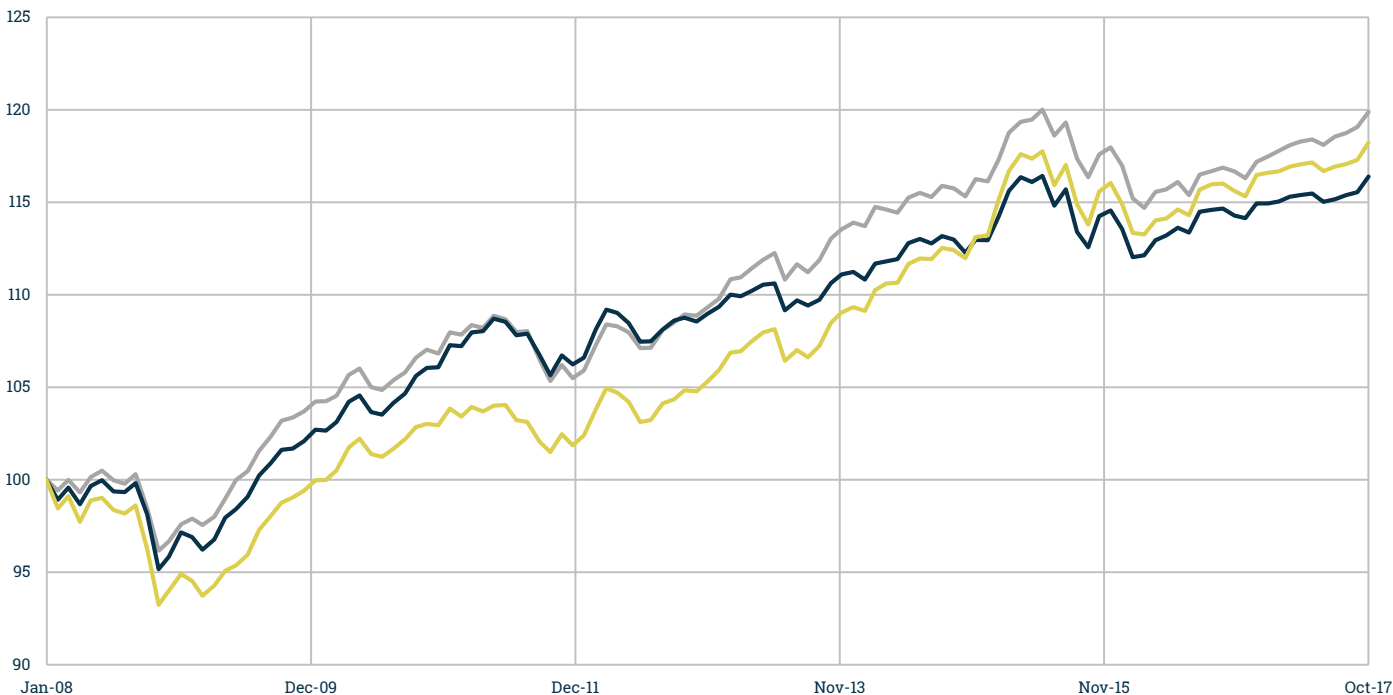
The LuxHedge Multi-Strategy UCITS Index includes funds that aim to allocate capital based on perceived opportunities among several alternative strategies. They aim to be well diversified by bringing together different strategies under one fund and often have different investment teams in charge to run each of the different strategies.

Risk-Return characteristics

LuxHedge Indices	Oct	YTD	2016	2015	2014	2013	2012	2011	2010	2009	2008
Global Alternative UCITS	0.68%	2.29%	0.18%	0.74%	1.95%	3.74%	3.66%	-1.90%	3.59%	6.80%	-2.41%
Strategy Group: Opportunistic & Multi Strategy	0.73%	1.26%	1.22%	0.54%	1.54%	1.73%	2.57%	-0.62%	4.45%	5.71%	-2.85%
Strategy: Multi Strategy	0.80%	1.49%	1.38%	1.50%	3.55%	3.21%	3.45%	-1.41%	3.87%	5.35%	-5.10%

LuxHedge Indices	Ann. Vol 3M	Ann. Vol YTD	Ann. Vol 1Y	Ann. Vol 3Y	Drawdown 3Y	Drawdown 5Y
Global Alternative UCITS	0.96%	0.80%	1.07%	2.38%	-4.43%	-4.43%
Strategy Group: Opportunistic & Multi Strategy	1.13%	0.94%	1.07%	2.51%	-3.77%	-3.77%
Strategy: Multi Strategy	1.29%	0.99%	1.34%	2.81%	-3.82%	-3.82%

Evolution of the indices

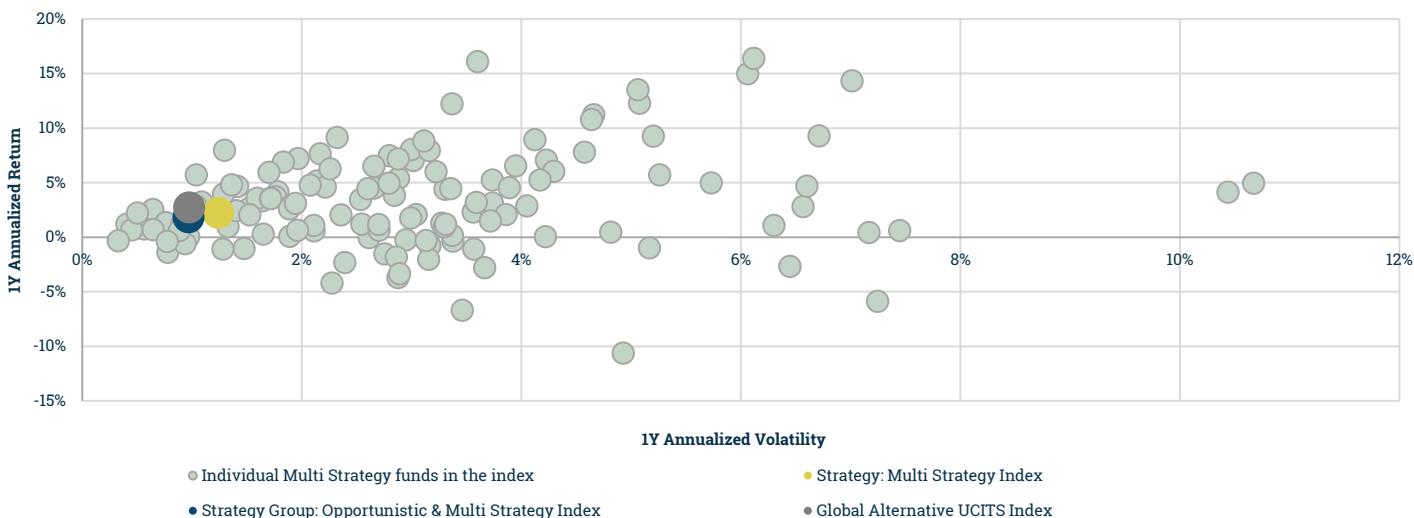


Data runs from 01/01/2008 to 31/10/2017.

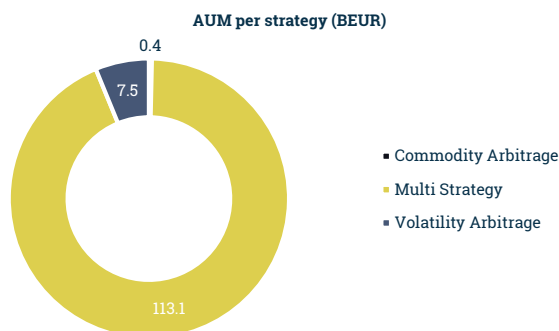
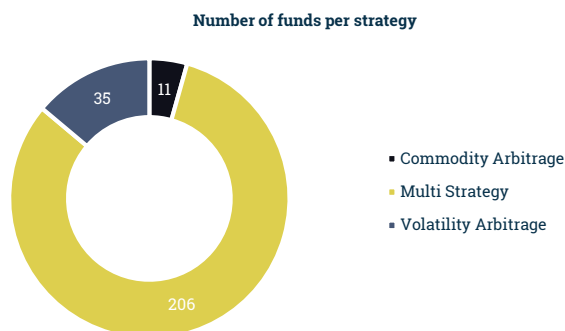
— Global Alternative UCITS — Strategy Group: Opportunistic & Multi Strategy — Strategy: Multi Strategy

Multi Strategy UCITS Overview

Risk-Return of the index versus its constituents

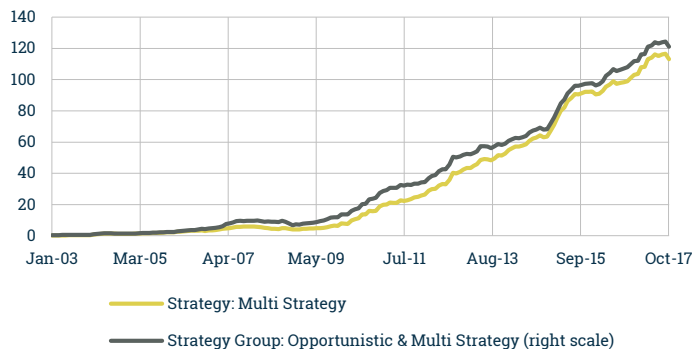


Opportunistic & Multi Strategy funds: Strategy split



Opportunistic & Multi Strategy funds: Evolution

AUM evolution (BEUR)



Data runs from 31/01/2003 to 31/10/2017.

Universe 2017 YTD	Added	Removed
Commodity Arbitrage	1	2
Multi Strategy	37	16
Volatility Arbitrage	4	2
Strategy Group: Opportunistic & Multi Strategy	42	20
Total Alternative UCITS	202	143

This document has been prepared for information purposes for professional investors only. It does not constitute an offer or solicitation, or as the basis for any contract, for the purchase or sale of any investment. It has been prepared on the basis of information and sources believed to be reliable. All reasonable care has been taken to ensure that the facts stated are accurate but LuxHedge S.A. shall not be responsible for any reliance which any party may place upon its contents. Past performance is not necessarily indicative of future results.