

Fund of Funds UCITS Overview

January 31, 2018

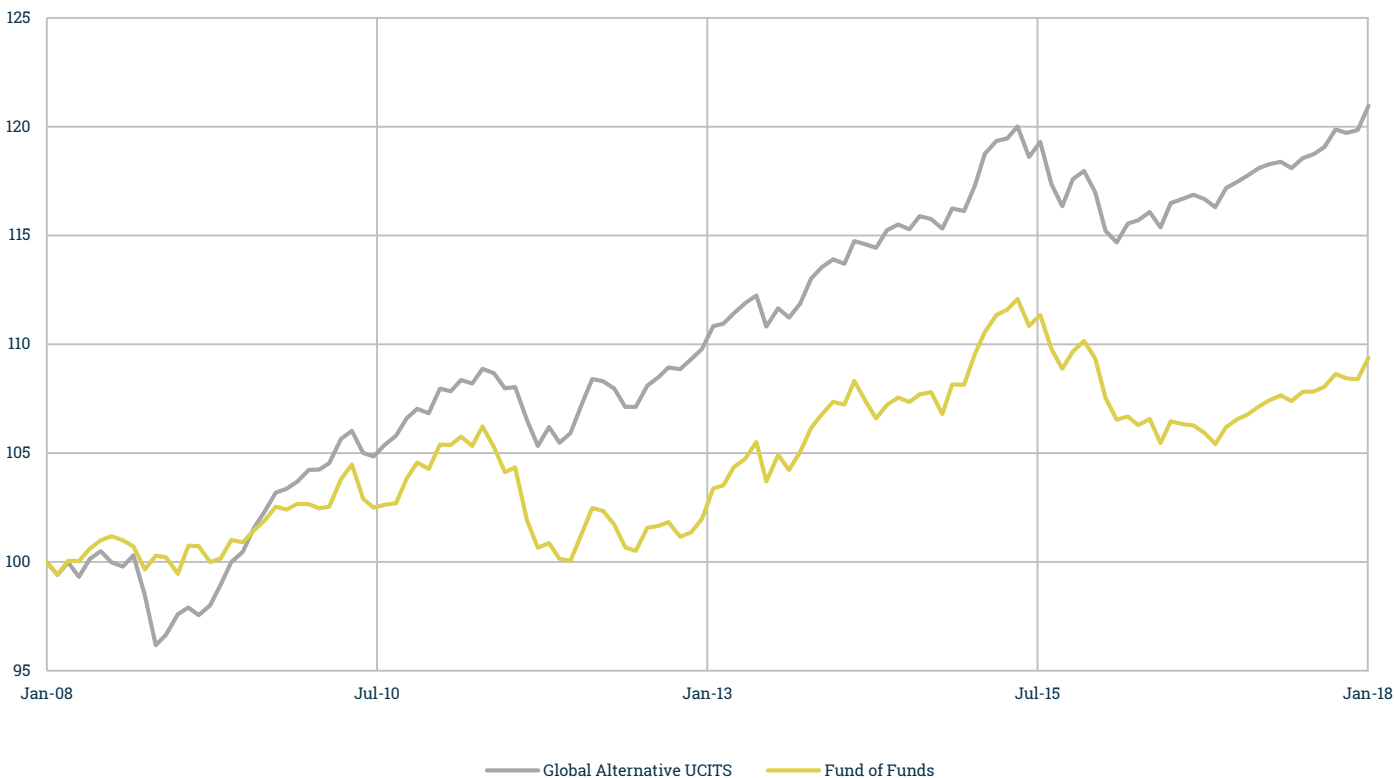
The LuxHedge Fund of Funds UCITS Index includes funds that mainly invest in alternative UCITS funds or in traditional funds matched with alternative techniques. Funds of funds are generally exposed to a wide range of investment styles and strategies.

Risk-Return characteristics

LuxHedge Indices	Jan 2017	2016	2015	2014	2013	2012	2011	2010	2009	2008	
Global Alternative UCITS	0.93%	2.27%	0.18%	0.74%	1.95%	3.74%	3.66%	-1.90%	3.59%	6.80%	-2.41%
Fund of Funds	0.91%	2.07%	-2.88%	1.12%	0.72%	5.28%	1.92%	-5.05%	2.66%	3.21%	-0.55%

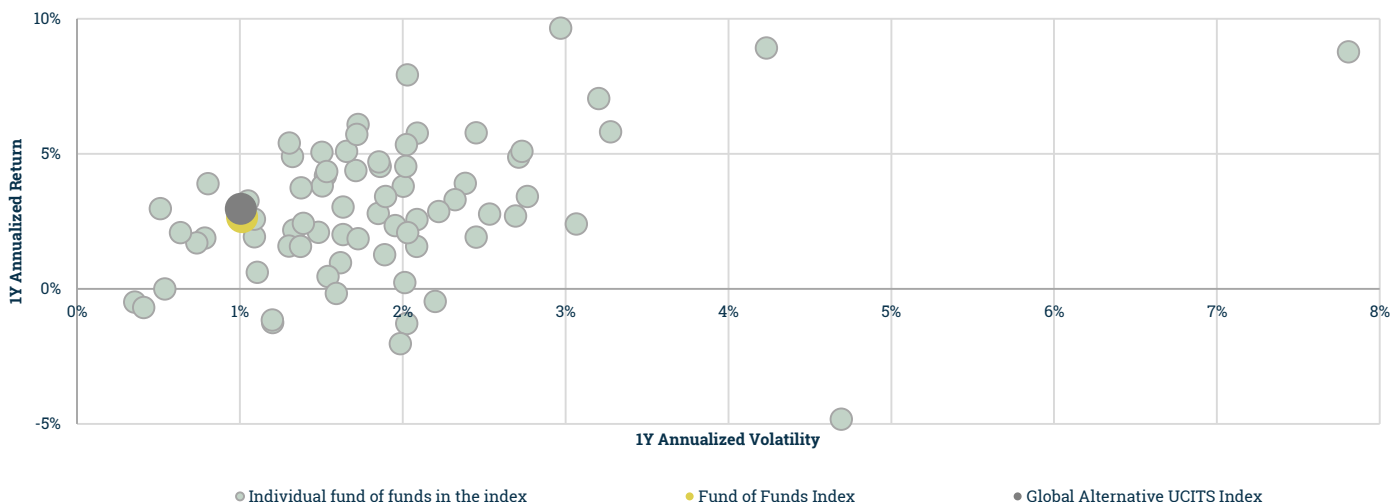
LuxHedge Indices	Ann. Vol 3M	Ann. Vol YTD	Ann. Vol 1Y	Ann. Vol 3Y	Drawdown 3Y	Drawdown 5Y
Global Alternative UCITS	1.93%	-	1.11%	2.34%	-4.43%	-4.43%
Fund of Funds	2.07%	-	1.11%	2.30%	-5.95%	-5.95%

Evolution of the indices



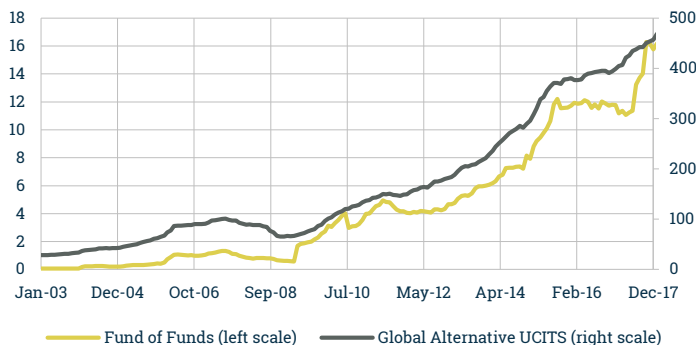
Fund of Funds UCITS Overview

Risk-Return of the index versus its constituents



Fund of Funds: Evolution

AUM evolution (BEUR)



2018 Universe	Added	Removed
Fund of Funds	2	1
Total Alternative UCITS	32	23

This document has been prepared for information purposes for professional investors only. It does not constitute an offer or solicitation, or as the basis for any contract, for the purchase or sale of any investment. It has been prepared on the basis of information and sources believed to be reliable. All reasonable care has been taken to ensure that the facts stated are accurate but LuxHedge S.A. shall not be responsible for any reliance which any party may place upon its contents. Past performance is not necessarily indicative of future results.