

## Equity Long/Short Global UCITS Overview

August 2017

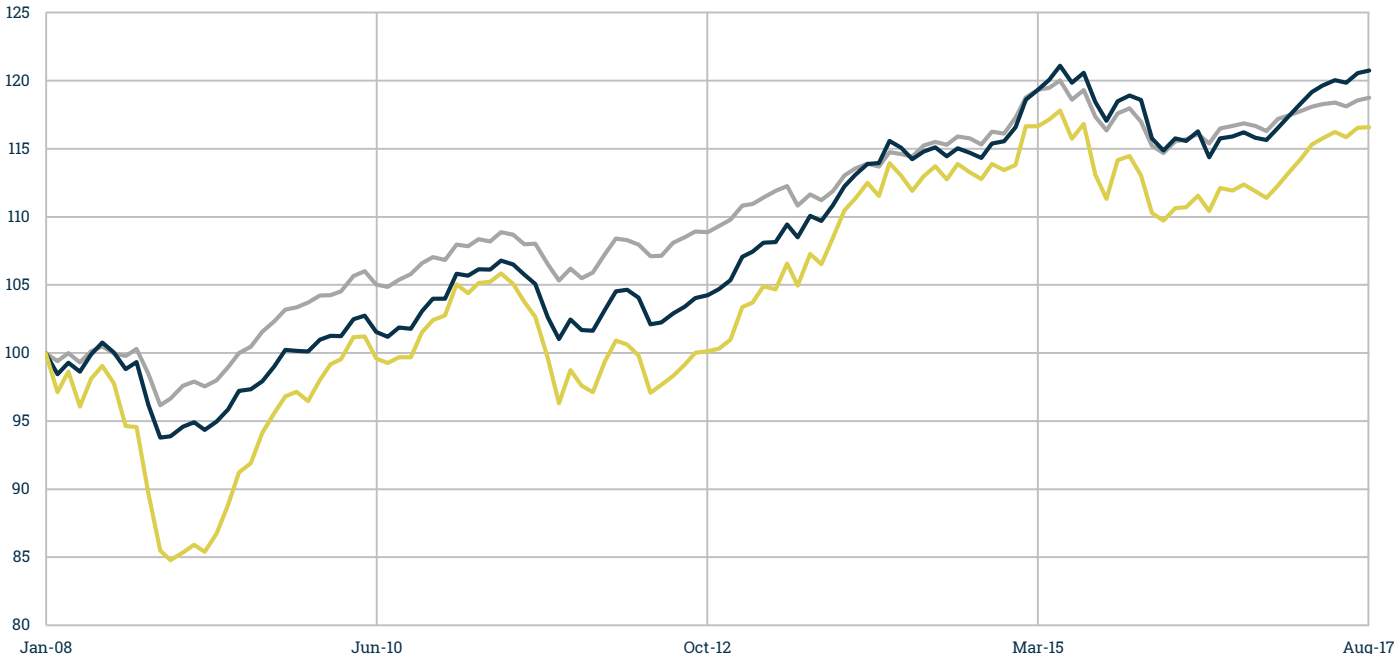
The LuxHedge Long/Short Global Universe includes all Alternative UCITS funds that take both long and short exposure to equity markets, with no geographic focus on a particular equity investment universe. Long/Short equity hedge funds aim to achieve a low correlation with traditional equity markets but typically keep a small positive exposure. Funds with an explicit zero market correlation target are taken up in a separate category Equity Market Neutral.

### Risk-Return characteristics

LuxHedge Indices	Aug	YTD	2016	2015	2014	2013	2012	2011	2010	2009	2008
Global Alternative UCITS	0.16%	1.32%	0.18%	0.74%	1.95%	3.74%	3.66%	-1.90%	3.59%	6.80%	-2.41%
Strategy Group: Equity Hedge & Event Driven	0.14%	3.59%	-1.71%	2.62%	1.46%	8.09%	3.67%	-3.95%	4.77%	6.77%	-5.42%
Strategy: Equity Long/Short Global	0.04%	3.81%	-0.65%	-0.35%	0.84%	11.40%	3.97%	-7.54%	7.16%	14.85%	-14.66%

LuxHedge Indices	Ann. Vol 3M	Ann. Vol YTD	Ann. Vol 1Y	Ann. Vol 3Y	Drawdown 3Y	Drawdown 5Y
Global Alternative UCITS	1.10%	0.65%	1.01%	2.38%	-4.43%	-4.43%
Strategy Group: Equity Hedge & Event Driven	1.33%	1.16%	1.38%	3.09%	-5.54%	-5.54%
Strategy: Equity Long/Short Global	1.62%	1.56%	1.81%	4.07%	-6.85%	-6.85%

### Evolution of the indices

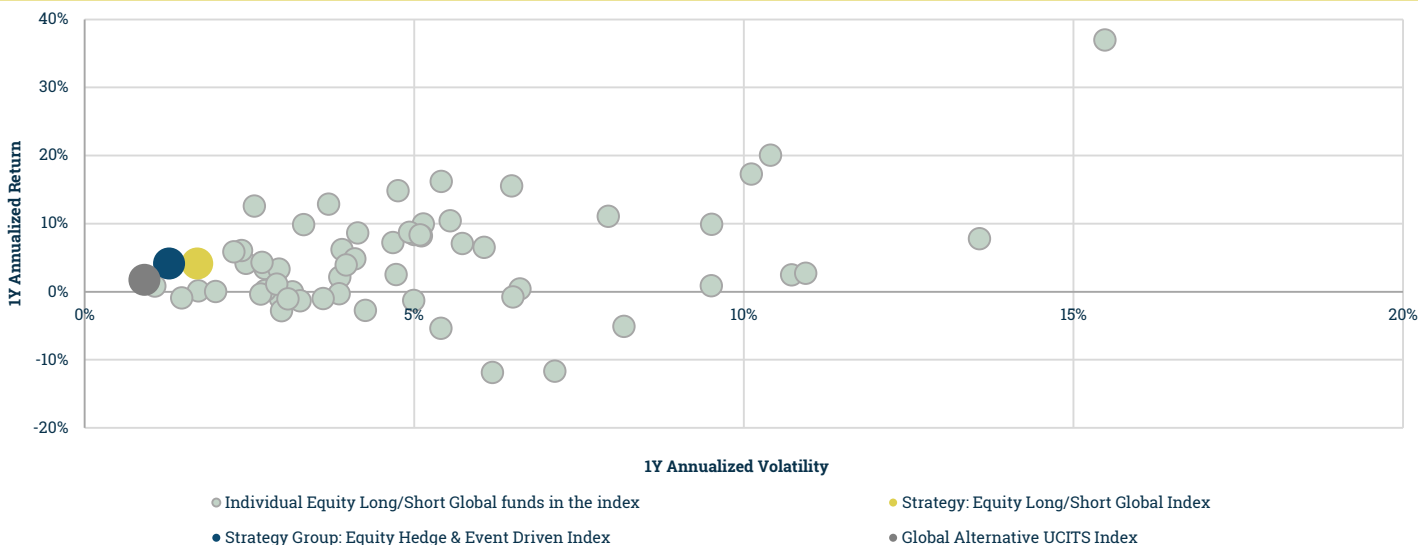


Data runs from 01/01/2008 to 31/08/2017.

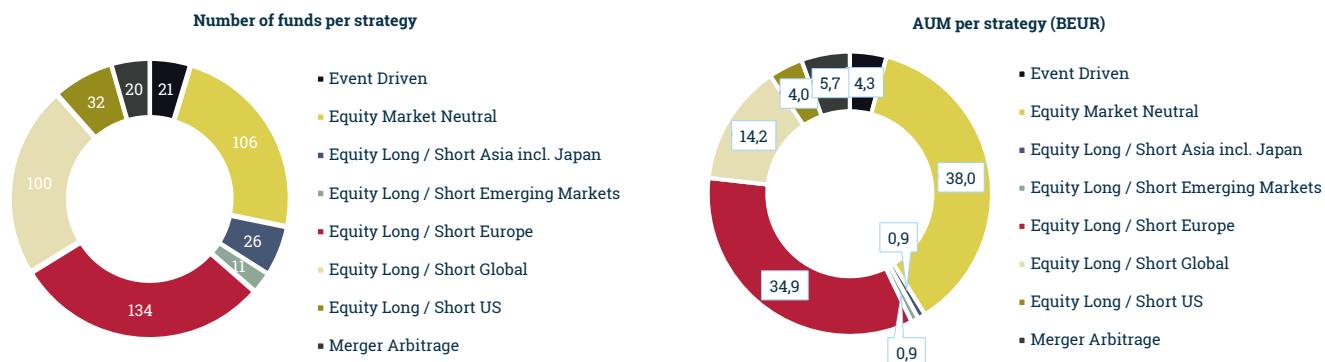
— Global Alternative UCITS    — Strategy Group: Equity Hedge & Event Driven    — Strategy: Equity Long/Short Global

# Equity Long/Short Global UCITS Overview

## Risk-Return of the index versus its constituents

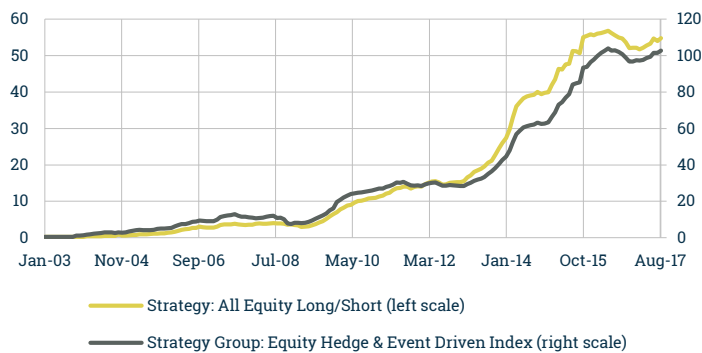


## Equity Hedge & Event Driven funds: Strategy split



## Equity Hedge & Event Driven funds: Evolution

AUM evolution (BEUR)



Data runs from 31/01/2003 to 31/08/2017.

2017 Universe YTD	Launches	Liquidations
Event Driven	2	1
Equity Market Neutral	17	8
Equity Long / Short Asia incl. Japan	1	5
Equity Long / Short Emerging Markets	0	1
Equity Long / Short Europe	10	4
Equity Long / Short Global	17	11
Equity Long / Short US	4	3
Merger Arbitrage	1	1
<b>Strategy Group</b>		
<b>Equity Hedge &amp; Event driven</b>	52	34
<b>Total Alternative UCITS</b>	164	99

This document has been prepared for information purposes for institutional investors only. It does not constitute an offer or solicitation, or as the basis for any contract, for the purchase or sale of any investment. It has been prepared on the basis of information and sources believed to be reliable. All reasonable care has been taken to ensure that the facts stated are accurate but LuxHedge S.A. shall not be responsible for any reliance which any party may place upon its contents. Past performance is not necessarily indicative of future results.